



# District Mineral Foundation

Government of Jharkhand

January, 2019



## Government of India

1

**27<sup>th</sup> Mar 2015:** MMDR Amendment 2015 requires State Govt. to establish District Mineral Foundation (DMF) as per section 9B, that will be used for development of people and areas affected by mining operation.

2

**16<sup>th</sup> Sep 2015:** GoI launched Pradhan Mantri Khanij Khsetra Kalyana Yojna (PMKKKY) which will be implemented under DMF. Directions were issued under section 20A of MMDR Act to all State to incorporate PMKKKY into rule framed for DMF

## Jharkhand State Action

**24<sup>th</sup> Nov 2015:** Government of Jharkhand issued notification for constitution of DMF Trust in each district of Jharkhand along with details of the Governing Council and Management Committees

**23<sup>rd</sup> Mar 2016:** Jharkhand District Mineral Foundation (Trust) Rules, 2016 incorporating PMKKKY was notified

*At least 60% of PMKKKY funds will be utilized for high priority areas like: (i) drinking water supply; (ii) environment preservation and pollution control measures; (iii) health care (iv) education; (v) welfare of women and children; (vi) welfare of aged and disabled people; (vii) skill development; and (viii) Sanitation. Remaining funds will be utilized for works like : (i) physical infrastructure; (ii) irrigation; (iii) energy and watershed development; and (iv) any other measures for enhancing environmental quality in mining district.*

## Government of India

3

**17<sup>th</sup> Sep 2015:** The Ministry of Mines has notified the Mines and Minerals (Contribution to District Mineral Foundation) Rules, 2015 with following DMF collection rates:

- **10% of royalty** for auctioned mines (leases granted on or after 12.01.2015)
- **30% of royalty** for mines allocated prior to 12.01.2015

## Jharkhand State Action

**23<sup>rd</sup> Mar 2016:** Contribution to DMF has been incorporate in Jharkhand District Mineral Foundation (Trust) Rules, 2016

4

Rule 15 A of MMDR Act 2015 States that State Government may prescribe the payment by all holders of concessions related to minor minerals of amounts to the DMF

Jharkhand District Mineral Foundation (Trust) Rules, 2016 were amended on 27<sup>th</sup> Jan 2017 to include contributions of DMF funds from lease of minor minerals

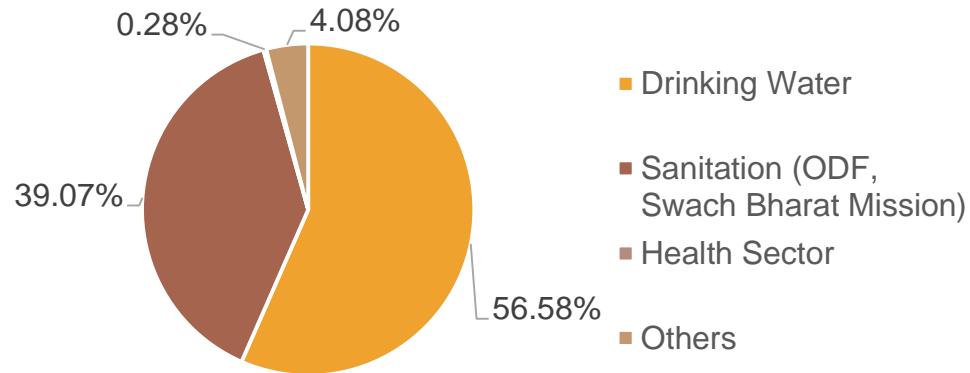
**10 Feb 2017:** GoJ issued guideline for sanction of scheme and allotment of funds to the line department

# DMFT Utilization under PMKKKY



## Utilization (as on 31<sup>st</sup> Dec. 2018)

DMF amount spent scheme wise (Rs Cr.)



- **Total DMF Spent – Rs 785.43 Cr**
- Top 2 Schemes, i.e. Drinking Water and Sanitation account for about 95.6% of total DMFT amount spent.
- ~ 69.5% of the total fund utilized were in Dhanbad and Ramgarh District

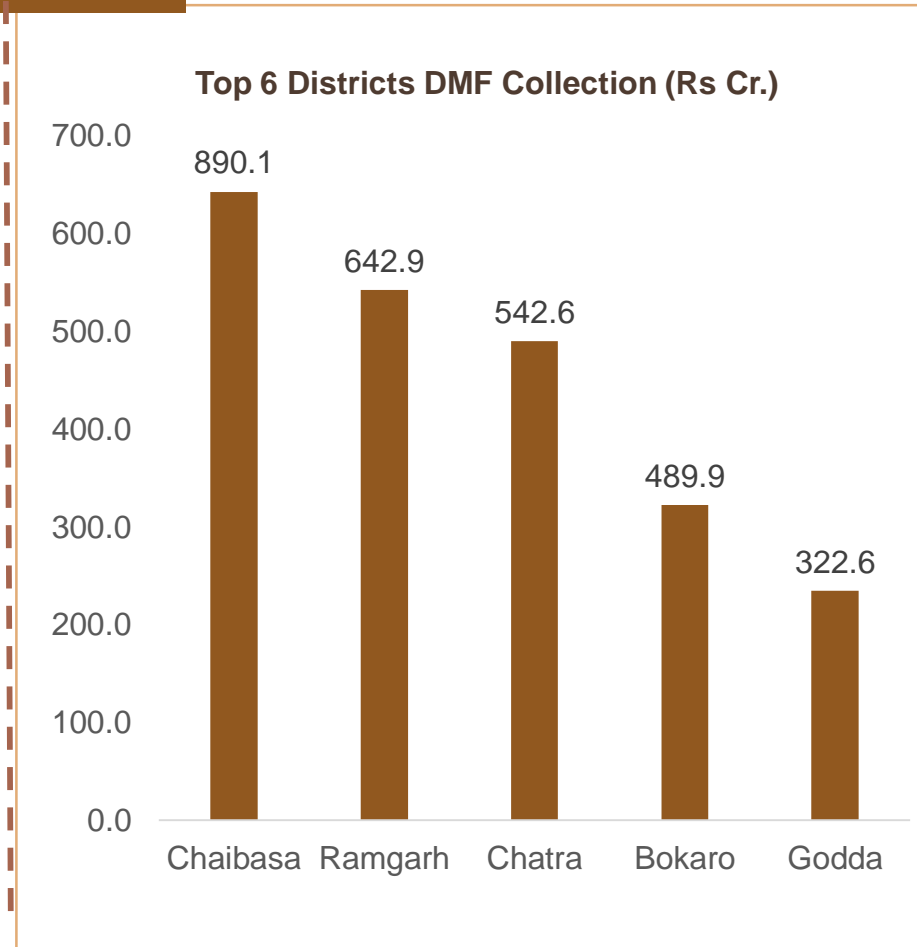
Category of Scheme	No. of Schemes/ Projects	No. of individual beneficiaries	Amount Sanctioned (Rs Cr)	Amount Spent (Rs Cr)
Drinking Water	1031	1062410	1620.00	444.38
Sanitation (ODF)	15	322161	410.12	306.85
Health Sector	25	-	6.52	2.20
Others	183	-	373.59	32.01
<b>Total</b>	<b>1254</b>	<b>1384571</b>	<b>2409.84</b>	<b>785.43</b>

# DMFT Collections ( upto 31<sup>st</sup> Dec. 2018)



## Collection (as on 31<sup>st</sup> Dec 2018)

Year	DMF Collection (Rs Cr)
2014-'15 (Jan'15)	413.7
2015-'16	230.4
2016-'17	1129.9
2017-'18	888.6
2018-'19 (upto Nov. '18)	900.6
<b>Total</b>	<b>3563.2</b>



**Total DMFT Collection – Rs 3563.2 Cr**

**Total DMFT Collection in 2018-'19 –  
Rs 900.6 Crs**

**Top 6 Districts out of 24 contributed  
87.64% i.e. INR 3122.7 Cr of total  
DMFT collection**

# Fund Utilization Under DMF (upto 31<sup>st</sup> Dec. 2018)



## Summary :

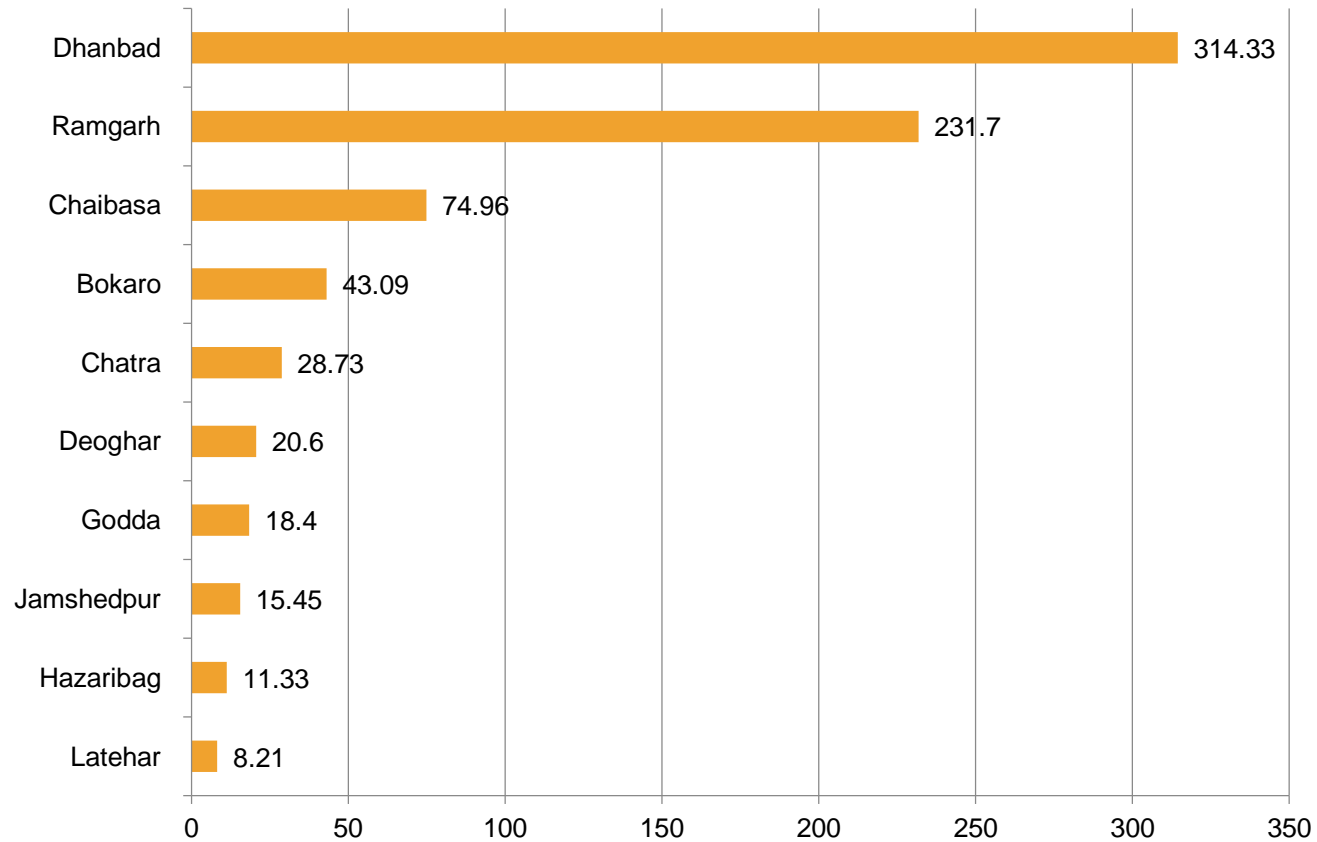
1. DMF Collected from Coal:	Rs 2754.5Cr
2. DMF Collected from Major Minerals (non Coal/Lignite):	Rs 708.3 Cr
<b>3. <u>DMF Collected from Major Minerals (1+2):</u></b>	<b>Rs 3462.7 Cr</b>
4. DMF Collected from Minor Minerals:	Rs 100.5 Cr
<b>5. <u>Total DMF Collected (3+4):</u></b>	<b>Rs 3563.2 Cr</b>
6. Due amount for Major Mineral:	Rs 0.0 Cr
7. Due amount for Minor Mineral:	Rs 5.0 Cr
<b>8. Total Due Amount:</b>	<b>Rs 5.0 Cr</b>

*\*As per Supreme Court Judgment dated 13<sup>th</sup> Oct 2017, DMF must be levied i) in case of minerals other than coal, lignite and sand for stowing with effect from 17th September, 2015, and ii) in the case of coal, lignite and sand for stowing with effect from 20th October, 2015 or with effect from the date on which the DMF was established by the State Government*

# District Wise Fund Utilization Under PMKKKY



## DMF Utilisation In Top 10 Districts



**Total DMFT Collection in 2018-'19 –  
Rs 900.6 Crs**

**Total DMFT Utilization in Top 10  
Districts – 766.8 Cr**

**Total DMFT Utilization in all the  
Districts – Rs 785.43 Cr**

**Top 10 Districts out of 24 contributed  
97.6% of total utilization**

# Best Practices/ Schemes (1/4)



Sl. No	Name of the scheme	Spent Amount (Rs. Crores )	Name of the block	Number of people/ families benefitted	Brief note about the scheme
1	2	3	4	5	6
1	Toilet construction (IHHL/ Slip Back)	56.01	Mandu, Patratu and Chitarpur (Ramgarh District)	46675 families	Ramgarh Swachhta Sangram was the ODF drive which was carried out in the District. During this drive, convergence with DMFT was done to ensure regular fund flow and to improve sanitation. Ramgarh is the 1 <sup>st</sup> ODF District in Jharkhand.



# Best Practices/ Schemes (1/4)

Toilets constructed in Ramgarh District through DMFT fund



# Best Practices/ Schemes (2/4)



Sl. No	Name of the scheme	Spent Amount (Rs. Crores)	Name of the block	Number of people/ families benefitted	Brief note about the scheme
1	2	3	4	5	6
2	Malnutrition Eradication Project	1.0	Mandu, Patratu and Gola (Ramgarh District)	5888 households	Ramgarh has started an innovative initiative in which two mobile unit is being used in all villages to identify malnourished children and provide them balanced and nutritious diet and specialized care. The long term objective of this project is to eradicate malnutrition by regular monitoring, sensitising mothers and health workers and develop a holistic awareness about sanitation, personal hygiene, health and nutrition.

## Malnutrition Prevention Project



**Mobile Malnutrition Van**



**MUAC measurement of child**



**Ration to the mothers of MAM & SAM children**

# Best Practices/ Schemes (3/4)



Sl. No	Name of the scheme	Spent Amount (Rs. Lakh)	Name of the block	Number of people/ families benefitted	Brief note about the scheme
1	2	3	4	5	6
3	Appointment of Doctors, Specialists and Paramedic Staff	9.07 per month (Hired 55 Health Personnel's under various categories)	Hazaribagh District	12000 people	DMF Hazaribag has taken initiative to improve the health index of the Project Affected Persons (PAP) in Project Affected Villages (PAV) by providing timely and quality health services in these areas. To ensure timely delivery of health services, 55 Health Personnel's under various categories were recruited through DMF for attending patients in remote areas. These health personnel are serving in 8 blocks covering several CHC, PHC, HSCs located in some of the most remote areas of the district.

## Recruitment of Health Personnel (Doctors, Specialists & Health Staff)



Quality Health Services through recruitment of Health Personnel's

# Best Practices/ Schemes (4/4)



Sl. No	Name of the scheme	Spent Amount (Rs. Crores)	Name of the block	Number of people/families benefitted	Brief note about the scheme
1	2	3	4	5	6
4	Drinking Water Scheme Under PMKKKY	192.38	Baghmara, Topchanchi, Govindpur, Nirsa (Dhanbad district)	840167	Two multivillages project covering 301 villages and 42 other small projects. The objective of this scheme is to provide drinking water supply in villages.

## Rural Water Supply Scheme



Mega Water Supply Scheme Govindpur and Nirsa  
(North Zone)

Renovation of Intake Well Sadariyadh

## Challenges in implementation of DMF related schemes

Below are the main challenges which have been identified in implementation of DMF across the districts of Jharkhand:

- Lack of delivery capabilities with district administration for execution of DMF schemes
- Absence of adequate and dedicated manpower for monitoring DMF related schemes
- Low level of involvement of local PRI's (Panchayati Raj Institutions) in planning and overseeing projects
- Issues related with survey and identification of mining affected families/areas
- Administrative Issues
- Lack of Infrastructure at State Level to monitor DMF related schemes



Thank You

# District Wise Fund Utilization Under PMKKKY



(Figure in Rs. Crore)

Sl. No.	District	Estimated Amount for Schemes	Allocated Amount	Spent Amount
1	Dhanbad	1242.34	1242.34	314.33
2	Ramgarh	384.45	384.45	231.70
3	Chatra	93.12	93.58	28.73
4	Bokaro	181.75	181.75	43.09
5	Godda	70.84	62.64	18.40
6	Hazaribag	90.97	95.25	11.33
7	Deoghar	19.31	63.42	20.60
8	Ranchi	2.84	2.84	2.84
9	Latehar	9.39	9.42	8.21
10	Giridih	3.27	3.27	3.15
11	Palamu	3.39	3.39	0.57
12	Pakur	0.95	0.95	0.48

# District Wise Fund Utilization Under PMKKKY



(Figure Rs. Crore)

Cont...

Sl. No.	District	Estimated Amount for Schemes	Allocated Amount	Spent Amount
13	Chaibasa	233.52	233.52	74.96
14	Gumla	8.58	8.53	5.73
15	Jamshedpur	21.85	15.45	15.45
16	Lohardaga	5.61	6.05	2.95
17	Saraikella	1.03	1.03	0.96
18	Koderma	0.00	0.00	0.00
19	Garhwa	0.00	0.00	0.00
20	Khuti	0.00	0.00	0.00
21	Simdega	0.00	0.00	0.00
22	Jamtada	0.00	0.00	0.00
23	Dumka	0.00	0.00	0.00
24	Sahebganj	1.95	1.95	1.95
<b>Total</b>		<b>2375.16</b>	<b>2409.84</b>	<b>785.43</b>

# Fund Collections Under DMF



## Financial Year wise DMF Collections from Major Minerals (Coal) (in Rs Cr.)

SL. No	Year	Payable amount	Collected amount	Due Amount	Remarks
1	2014-15 & 2015-16 (Part) (12.01.2015-22.03.2016)	Not applicable according to Hon'ble Supreme Court's Order	313.67	Not applicable according to Hon'ble Supreme Court's Order	
2	2015-16 (Part) (23.03.2016-31.03.2016)	50.79	219.59	0	<i>Amount collected before 23.03.2016 will be adjusted as per Hon'ble Supreme Court order dated 13.10.2017 in Transferred Case (Civil) No.43/2016 FIMI – Vrs- Union of India and Anr.</i>
3	2016-17 (01.04.2016-31.03.2017)	765.95	959.55	0	
4	2017-18 (01.04.2017-31.03.2018)	915.90	649.43	0	
5	2018-19 (01.04.2018-31.12.2018)	653.71	612.13	0	
<b>Total</b>		<b>2386.34</b>	<b>2754.47</b>	<b>0.00</b>	

# Fund Collections Under DMF



## Financial Year wise DMF Collections from Major Minerals (Non-Coal) (in Rs Cr.)

Sl. No	Year	Payable amount	Collected amount	Due Amount	Remarks
1	2014-15 & 2015-16 (Part) (12.01.2015-16.09.2015)	Not applicable according to Hon'ble Supreme Court's Order	100.03	Not applicable according to Hon'ble Supreme Court's Order	
2	2015-16 (Part) (17.09.2015-31.03.2016)	10.56	10.76	0	<i>Amount collected before 17.09.2015 will be adjusted as per Hon'ble Supreme Court order dated 13.10.2017 in Transferred Case (Civil) No.43/2016 FIMI – Vrs- Union of India and Anr.</i>
3	2016-17 (01.04.2016-31.03.2017)	165.59	165.59	0	
4	2017-18 (01.04.2017-31.03.2018)	194.89	194.89	0	
5	2018-19 (01.04.2018-31.12.2018)	236.99	236.99	0	
<b>Total</b>		<b>608.03</b>	<b>708.26</b>	<b>0.00</b>	

# Fund Collections Under DMF



## Financial Year wise DMF Collections from Minor Minerals (in Rs Cr.)

Sl. No	Year	Payable amount	Collected amount	Due Amount	Remarks
3	2016-17 (01.04.2016-31.03.2017)	6.77	4.78	1.99	Jharkhand District Mineral Foundation (Trust) Rules, 2016 was notified on 22 March 2016 (Gazette No. 218 dated 23 Mar 2016). DMFT Rules were extended for minor minerals, too, on 13 January 2017. (Gazette No 109 dated 27 Jan 2017).
4	2017-18 (01.04.2017-31.03.2018)	45.63	44.35	1.28	
5	2018-19 (01.04.2018-31.12.2018)	53.12	51.38	1.74	
<b>Total</b>		<b>105.52</b>	<b>100.51</b>	<b>5.01</b>	